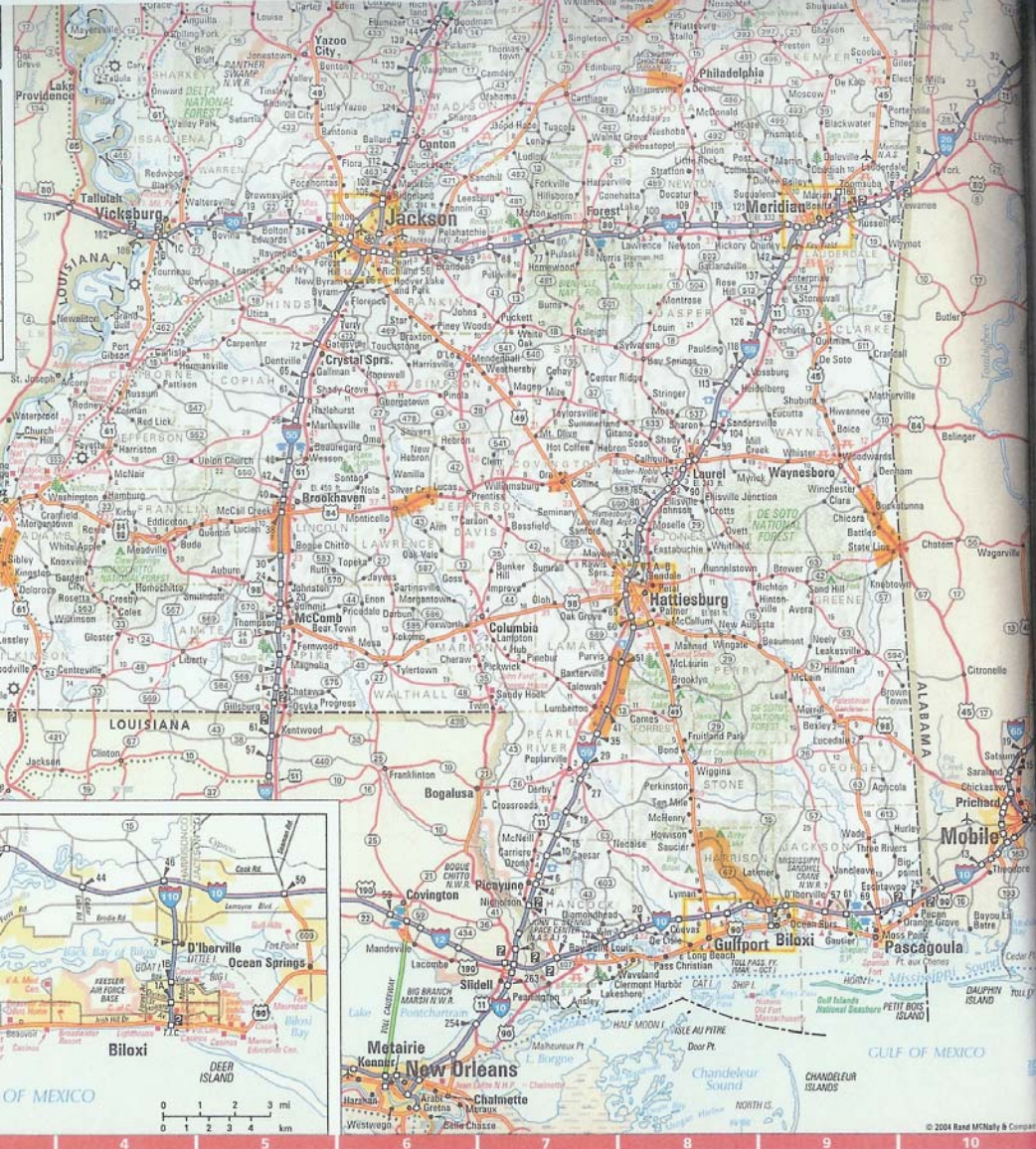
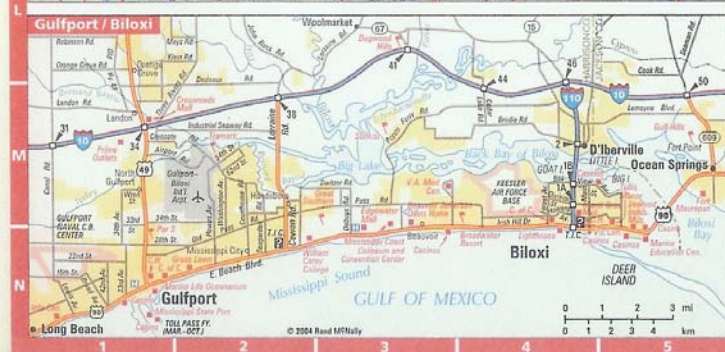
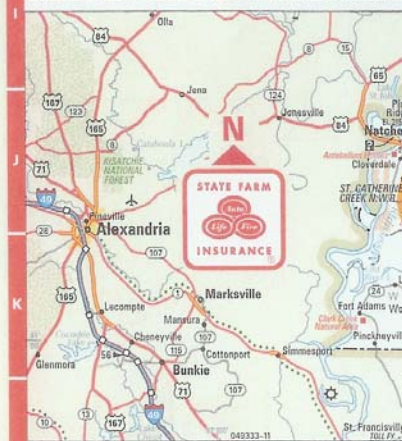




# Emergency Preparedness a Revenue Source











OCT 17 2005





OCT 8 2005





OCT 17 2005





# Types of Disasters

- Home Fires
- Forest Fires
- Tornados
- Floods
- Hurricanes
- Earthquakes
- Chemical Spills
- Nuclear – Electrical Plants





Be Prepared

Not Scared



# Emergency Preparedness a Revenue Source

- Home
  - Shelter in place
- Business
- Schools
- Community





# Home

## ■ Plan Ahead

- Talk: Discuss the fact that disasters can occur
- Plan: Set up two places to meet
  - At the home – as appropriate
  - Outside the neighborhood – evacuation issue
- Learn:
  - Telephone operations - 911
  - How & where utility shut-off points
  - Fire Extinguisher location & operation
- Tell: Emergency Phone numbers, in and outside the area
- Practice: Home and neighborhood evacuation
- Check Supplies - will discuss in a minute
- Make a game



All's clear on the lookout tower. No hurricanes or tornadoes on the horizon. Listen up for emergency warnings and info on TV and radio.

Program an emergency contact number in your cellphone under the name (ICE In Case of Emergency) so rescuers know who to call if you're hurt.

If you hear a hissing sound, leave your house right away and don't touch anything with electricity. A gas line may be broken.

It's raining, go away! Never play in flood water — it's yucky. If the water is rising, wait as long as you can to climb to the highest point if a hot air balloon is available.

Stranded in a car during a blizzard? Stay inside the car, cover up with a blanket and wait for help. What number do you dial in an emergency?

Every family needs an escape plan. How would your family leave your home if a disaster like a fire or flood strikes? Use a map and the bunny with the map making his escape plan. Can you find the bunny with his escape plan?

Practice makes perfect. Practice your escape plan over and over, and record the time to see how you improve.

If you see fire or hear the alarm, get away from there's smoke. Crawl on your hands and knees to escape.

Call for help! Dial 9-1-1 for police, firefighters or an ambulance. Also, write down two numbers of out-of-town family members you can call.

Today we are going to pack an emergency kit for the whole family! Be sure to include canned food, tools and a radio. Find 6 gallons of water hidden in the treehouse.

Wow, the branches are shaking! In an earthquake, hide under a big table or desk, cover your head and hold on!

I made the spot where we all meet to do our next.

I'll make you!

We'll pack some extra clothes!

Must my bunny?

I love bunny!

I love really good!

Go home!

Call me later!

Can you see my tent?

I'll be in the tent!

Do you see my tent?

Wow, a big tent!

I'm lost!

I have my escape plan!

Wow, a big tent!



# Shelter in Place

- Chemical or airborne hazard
  - Close and lock all windows/exterior doors
  - Turn off all fans, heating/AC Systems
  - Close the Fireplace damper
  - Utilize battery operated radio/TV
  - Stay in interior room—no windows
  - Use duct tape – seal windows/doors, etc
  - Listen to radio/TV for further instructions



# Home Check Supplies

1. Water. Have at least one gallon per person per day.
2. Food. Pack non-perishable, high-protein items, including energy bars, ready-to-eat soup, peanut butter, etc. Select foods that require no refrigeration, preparation or cooking and little or no water.
3. Flashlight. Include extra batteries.
4. First aid kit. Pack a reference guide.
5. Medications. Don't forget prescription and non-prescription items.
6. Battery-operated radio. Include extra batteries.
7. Tools. Assemble a wrench to turn off gas if necessary; a manual can opener, a screwdriver, hammer, pliers, a knife, duct tape, plastic sheeting and garbage bags and ties.
8. Clothing. Provide a change of clothes for everyone, including sturdy shoes and gloves.
9. Personal items. Remember eye glasses or contact lenses and solution; copies of important papers, including identification cards, insurance policies, birth certificates, passports, etc.; and comfort items such as toys and books.





## Home: Check Supplies

10. Sanitary supplies. You'll want toilet paper, towelettes, feminine supplies, personal hygiene items, bleach, etc.
11. Money. Have cash. (ATMs and credit cards won't work if power is out).
12. Contact information. Carry a current list of family phone numbers and e-mail addresses, including someone out of the area who may be easier to reach if local phone lines are out of service or overloaded.\
13. Pet supplies. Include food, water, leash, litter box or plastic bags, tags, any medications and vaccination information.



## Home: Check Supplies

14. Map. Consider marking an evacuation route on it from your local area
15. Infants/Seniors; Include any necessary items for infants, seniors and people with disabilities in your kit.
16. Store your disaster supplies in a sturdy but easy-to-carry container. A large covered trash container, overnight backpack or duffel bag will work.
17. Vehicle: Keep a smaller version of the kit in your vehicle. If you become stranded or are not able to return home, having some items with you will help you be more comfortable until help arrives.



# Top Heavy Furniture

## Flexible Nylon Straps




#1


BEFORE

[www.daretoprepare.org](http://www.daretoprepare.org)

# Secure Your... Bookshelf and Shelving Contents



Books, videocassettes, binders, miscellaneous items on shelves can be secured by using a series of restraints appropriate to the shelf.



Shelves should be secured within cases with proper supports




#1

BEFORE

[www.daretoprepare.org](http://www.daretoprepare.org)



# How can you prevent this?...



#1

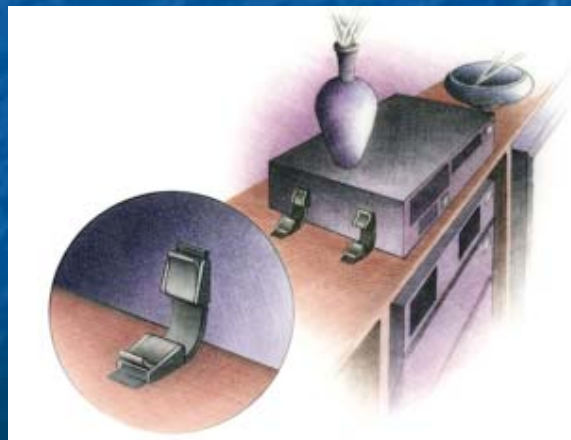
BEFORE

[www.daretoprepere.org](http://www.daretoprepere.org)

# *Secure Your...* TVs and electronics



Peel and press  
nylon straps and  
buckles



#1

BEFORE

[www.daretoprepare.org](http://www.daretoprepare.org)





# Business Disaster Preparedness



# Business Plan Yours or a customer

- No business should risk operating without a disaster plan.
- When you start to develop your disaster plan, consider three subjects:
  - Human resources - Employees and customers
  - Physical resources - Think about how you could continue doing business if the area around your facility is closed or streets are impassable
  - Business continuity - Think about what you would need to serve your customers even if your facility is closed.





# Develop a Plan

- Keep phone lists of your key employees and customers with you and provide copies to key staff members.
- If you have a voice mail system at your office, designate one remote number on which you can record messages for employees. Provide the number to all employees.
- Arrange for programmable call forwarding for your main business line(s). Then, if you can't get to the office, you can call in and reprogram the phones to ring elsewhere.\_



# Develop a Plan

- You may not be able to get to your business quickly after an emergency, leave keys and alarm code(s) with a trusted employee or friend who is closer.
- Install emergency lights that turn on when the power goes out. They are inexpensive and widely available at building supply retailers.
- Back up computer data frequently throughout the business day. Keep a backup data off site.





# Develop a Plan

- Use UL-listed surge protectors and battery backup systems. They will add protection for sensitive equipment and help prevent a computer crash if the power goes out.
- Purchase a NOAA Weather Radio with a tone alert feature. Keep it on and when the warning signal sounds, listen for information about possible severe weather and protective actions to take.
- Stock a minimum supply of the goods, materials and equipment you would need for business continuity.



# Develop a Plan

- Consult with your insurance agent about special precautions to take for disasters that may directly impact your business. Remember, most policies do not cover earthquake and flood damage. Protect valuable property and equipment with special riders. Discuss business continuity insurance with your agent.
- Keep emergency supplies handy, including--
  - Flashlights with extra batteries.
  - First aid kit.
  - Tools
  - Food and water for employees and customers to use during a period of unexpected confinement at your business.





# Reduce Potential Damage

- Bolting tall bookcases or display cases to wall studs.
- Protecting breakable objects by securing them to a stand or shelf using hook-and-loop fasteners.
- Moving to lower shelves large objects that could fall and break or injure someone.
- Installing latches to keep drawers and cabinets from flying open and dumping their contents.
- Using closed screw eyes and wire to securely attach framed pictures and mirrors to walls.
- Using plumber's tape or strap iron to wrap around a hot water heater to secure it to wall studs.



## You should also consider having a professional install

- Flexible connectors to appliances and equipment fueled by natural gas.
- Shutters that you can close to protect windows from damage caused by debris blown by a hurricane, tornado or severe storm.
- Automatic Fire sprinklers.





# Protect your Employees

- Designate one employee from each work shift to be the safety coordinator. This person will make all decisions relating to employee and customer safety and to the safety of the business itself. Safety coordinators should know how to contact the owner or operator at all times.
- Everyone in your facility should know how to prepare for a disaster and what to do if a disaster occurs.
- Contact your local Red Cross chapter for specific information about how to stay safe in a tornado, earthquake, fire, flood, hurricane or other



# Companys in the Business Helping to prepare

Quake Kare, Inc

American Red Cross

Other local vendors





# QUAKE KARE, INC.

## THE LIGHTSAVER, Solar Power Flashlight Radio

- Energy Efficient Super Bright LED Flashlight
- Mobile Phone Charger With Most Adapters
- Protected Solar Panel
- AM/FM Radio
- Dynamo (Crank Charger)
- External Jack For Charging
- Flashing LED Lights
- Siren





# QUAKE KARE, INC.

Give Your Office... PEACE OF MIND!

## SURVIVAL OFFICE KIT

5 Person, 3 Day Supply

*Disaster Relief*

**Kit Features:**  
 18000 3 Year Shelf Life Food & Water  
 • Super-Bright LED & Rechargeable Headlamp  
 • Mobile Phone Charger & Adapters  
 • Filter & Oxygen Depleted Reservoir

**1-800-2-PREPARE • QUAKEKARE.COM**

Give Your Office... PEACE OF MIND!

## SURVIVAL OFFICE KIT

5 Person, 3 Day Supply

**Contents**

5 - 18 Food Bars	18 - Water Purification Tablets	5 - Dust Masks
15 - Water Bottles with Straws	5 - Emergency Blankets	1 - Vinyl Gloves (pair)
1 - 18000 3 Year Shelf Life Food & Water	1 - Tent	1 - Work Gloves (pair)
1 - 18000 3 Year Shelf Life Food & Water	2 - Flashlights	5 - Toilet Packs
1 - 18000 3 Year Shelf Life Food & Water	1 - DMM Recommended First Aid Kit	12 - Sanitation Bags
1 - 18000 3 Year Shelf Life Food & Water	1 - Wheelchair Ramp	1 - 5.3 Gallon Container

**NEW FEATURING:**  
 Office Emergency Preparedness Guide

**COAST GUARD Approved**

**1-800-2-PREPARE • QUAKEKARE.COM**





# QUAKE KARE, INC.

## Survival Office Kit (Contents)

- 5 – ER Food Bars (2400 Calorie/U.S.C.G. Approved/5 Year Shelf Life)
- 15 – Water Boxes with Straws (8.45 oz. each/U.S.C.G. Approved/5 Year Shelf Life)
- 3 – 12 Hour Lightsticks
- 1 – AM/FM Radio/Super-Bright LED Flashlight/Strobe/Siren/Mobile Phone Charger & Adapters/ Solar & Dynamo Generator Powered
- 50 – Water Purification Tablets
- 5 – Emergency Thermal Blankets (designed by NASA)
- 1 – Tent
- 1 – OSHA Recommended First Aid Kit
- 1 – Whistle with Lanyard
- 5 – Dust Masks
- 1 – Vinyl Gloves (pair)
- 1 – Work Gloves (pair)
- 5 – Tissue Packs
- 12 – Sanitation Bags
- 1 - 5.3 Gallon Container (provides easy, water-resistant storage)
- 1 - Office Emergency Preparedness Guide



# QUAKE KARE, INC.



Home Survival Kit





# QUAKE KARE, INC.

Give Your Family... **PEACE OF MIND!**

## SURVIVAL HOME KIT

4 Person, 3 Day Supply

*Prepare Now!*

**Kit Features:**

- 3000 3 Year Shelf Life Food & Water
- 100% Recycled Packaging
- Super-Bright LED Candles • Flash • Siren
- Multiple Recharge Chargers & Batteries
- Bonus 8 Rechargeable Handcuffs
- Bonus 8 Rechargeable Flashlights

**1-800-2-PREPARE • QUAKEKARE.COM**

Give Your Family... **PEACE OF MIND!**

## SURVIVAL HOME KIT

4 Person, 3 Day Supply

**Contents**

4 - 18 Food Bars	1 - Roll Duct Tape
120 Cans (120 3 Year Shelf Life)	4 - Dust Masks
12 - Water Bottles (60 Gallons)	1 - Eye Goggles (pair)
12 - 6 oz. (120 3 Year Shelf Life)	1 - Walk Goggles (pair)
10 - Water Purification Tablets	1 - Ear Plugs
4 - Emergency Blankets	8 - Toilet Paper
4 - Pencils without Eraser	12 - Garment Bags
1 - AAA Batteries / Super-Bright LED	1 - 4.15 Gallon Container
Flashlight / Siren / Sire	• Portable Toy Watermelon Slings
Recharge Charger & Batteries	
8 - Rechargeable Handcuffs	
8 - Rechargeable Flashlights	

**NOW FEATURING**  
Survival Emergency Preparedness Guide

*Original Point & Shoot*  
**COAST GUARD**  
*Approved*

**1-800-2-PREPARE • QUAKEKARE.COM**



# QUAKE KARE, INC.

## Home Survival Kit (Contents)

- 4 – ER Food Bars (2400 Calorie/U.S.C.G. Approved/5 Year Shelf Life)
- 12 – Water Boxes with Straws (8.45 oz. each/U.S.C.G. Approved/5 Year Shelf Life)
- 1 – AM/FM Radio/Super-Bright LED Flashlight/Strobe/Siren/Mobile Phone Charger & Adapters/Solar & Dynamo Generator Powered
- 50 – Water Purification Tablets
- 4 – Emergency Blankets
- 4 – Ponchos w/hood
- 1 – Tent
- 4 – Out-of-State Contact Cards
- 3 – 12 Hour Lightsticks
- 5 – Emergency Candles
- 1 – Box Waterproof Matches
- 1 – First Aid Kit
- 1 – Gas Shut-Off Wrench
- 1 – Whistle with Lanyard
- 1 - Multi-Function Knife
- 1 – Roll Duct Tape
- 4 – Dust Masks
- 1 – Vinyl Gloves (pair)
- 1 – Work Gloves (pair)
- 1 – Can Opener
- 4 – Tissue Packs
- 12 – Sanitation Bags
- 1 – 4.25 Gallon Container (provides easy, water-resistant storage)
- 1 – Home Emergency Preparedness Guide





# QUAKE KARE, INC.



Personal Survival Kit



# QUAKE KARE, INC.

Give Yourself and Your Loved Ones... **PEACE OF MIND!**

## PERSONAL SURVIVAL KIT

1 Person, 3 Day Supply *Prepare Now...*

**CAR OFFICE HOME**

**Kit Features**  
 USCG 5 Year Shelf Life Food & Water  
 New Advanced Technology  
 • Super-Bright LED & Globe • Radio • Bites  
 • Mobile Phone Charger & Adapters  
 • Solar & Dynamo Generator Powered  
 Never Needs Batteries!

1-800-2-PREPARE • [QUAKEKARE.COM](http://QUAKEKARE.COM)

Give Yourself and Your Loved Ones... **PEACE OF MIND!** *Prepare Now...*

## PERSONAL SURVIVAL KIT

1 Person, 3 Day Supply

**CONTENTS**

10 Food Bars (200 cal./1111.11 cal. approx. with 1 bar/100 cal.)	Personal Survival Guide
3-Pack Water Beers (16.9 oz. each, 1222.22 cal. approx. with 1 bar/100 cal.)	Tissue Pack
2000mAh	First Aid Kit
Wool/Glove (pair)	Set of State Contact Card
Emergency Lightstick	Strip of 10 Water Purification Tablets
Emergency Blanket	AM/FM Radio / Super-Bright LED
Pen/Sharpener	Flashlight (Solar/Solar/Hand Press)
Wool/sock (pair)	Emergency Whistle
	Hand Signal (Green/Red)
	Portable Flip Top Container
	Probiotic water-treatment strips

**Kit Features**  
 New Advanced Technology  
 Super-Bright LED Light  
 Mobile Phone Charger & Adapters

1-800-2-PREPARE • [QUAKEKARE.COM](http://QUAKEKARE.COM)





# QUAKE KARE, INC.

## Personal Survival Kit (Contents)

- **1 – ER Food Bars (2400 Calorie/U.S.C.G. Approved/5 Year Shelf Life)**
- **3 – Water Boxes with Straws (8.45 oz. each/U.S.C.G. Approved/5 Year Shelf Life)**
- **1 – AM/FM Radio/Super-Bright LED/Flashlight/Strobe /Siren/Mobile Phone Charger & Adapters/ Solar & Dynamo Generator Powered**
- **10 – Water Purification Tablets**
- **5 – Emergency Thermal Blankets (designed by NASA)**
- **1 – Ponchos with hood**
- **1 – 12 Hour Lightstick**
- **1 – Out-of-State Contact Cards**
- **1 – First Aid Kit**
- **1 – Whistle with Lanyard**
- **1 – Dust Masks**
- **1 – Vinyl Gloves (pair)**
- **1 – Tissue Packs**
- **12 – Sanitation Bags**
- **1 – Durable Fanny pack**
- **1 – Personal Emergency Preparedness Guide**

# QuakeKare Pricing

	Retail	Wholesale
■ Deluxe 4 Person/office	\$129	\$79
■ Deluxe 2 Person/office	110	73
■ Deluxe 4 Person Backpack	99	65





Be Prepared

Not Scared



# Home - Preparedness

## ■ Plan Ahead

- Talk: Discuss the fact that disasters can occur
- Plan: Set up two places to meet
  - At the home – as appropriate
  - Outside the neighborhood – evacuation issue
- Learn:
  - Telephone operations - 911
  - How & where utility shut-off points
  - Fire Extinguisher location & operation
- Tell: Emergency Phone numbers, in and outside the area
- Practice: Home and neighborhood evacuation
- Check Supplies - will discuss in a minute
- Make a game





# Shelter in Place

- Chemical or airborne hazard
  - Close and lock all windows/exterior doors
  - Turn off all fans, heating/AC Systems
  - Close the Fireplace damper
  - Utilize battery operated radio/TV
  - Stay in interior room—no windows
  - Use duct tape – seal windows/doors, etc
  - Listen to radio/TV for further instructions

## POISONOUS PLANTS LIST

The following plants are considered toxic.  
If ingested call your local Poison Control Center immediately.  
Call 1-800-222-1222 to find the P.C.C. near you.

Alder Buckthorn	Elderberry	Paradise Plant
Adenium (Desert Rose)	English Ivy	Parsnip
Aloe	Eucalyptus	Partridge Breast
Amaryllis	Euonymus	Peony
Anemone	False Acacia	Periwinkle
Angel's Trumpet Tree	False Heather	Peyote
Anthurium	Ficus Benjamina (sap)	Poison Ash
Arborvitae	Fluffy Ruffles	Poison Daisy
Arum Lilly	Four O'Clock	Poison Hemlock
Avocado (leaves)	Fox Glove	Poison Ivy
Azalea	Gloriosa Lily	Poison Milkweed
Baneberry	Golden Chain Tree (Bean Tree)	Poison Nut
Baptista (Wild Indego)	Hawaiian Baby Wood Rose	Poison Oak
Barberry	Hedge Apples	Pokewood
Begonia	Helleborous (Christmas Rose)	Poppy (except California)
Bird of Paradise	Hills of Snow (Hydrangea)	Primrose
Bittersweet	Hogwort	Privet (Lovage)
Black Dogwood	Holly	Prunus (Apricot, Cherry, Nectarine Peach, Plum, Prune, Pit kernels are toxic)
Black Locust	Hyacinth	Pyracantha
Black Root	Hydrangea	Ranunculus
Bluebell (Schila)	Iris (Fleur de lis)	Rhododendron
Buckeye (Horse Chestnut) Buckthorn	Jack in the Pulpit	Rosary Beans
Burning Bush	Jequirity Bean	Rosary Peas
Buttercups	Jerusalem Cherry	Rhubarb (leaves)
Caladium	Jicama (seeds and pods)	Sand Begonia
Calico Buch	Jimson Weed	Scindapus
California Holly	Jonquil	Snake Palm
California Ivy	Juniper Lantana	Snowberry
Calla Lilly	Larkspur	Snow on the Mountain
Castor Bean	Laurel Lily of the Valley	Solomon's Seal
Chinese Lantern	Lobelia	Spider Lily (bulbs)
Christmas Rose	Loco Weed	Star of Bethlehem
Clematis	Maiden Hair Tree Marigold (Marsh Marigold only)	String of Beads
Cotoneaster	May Apple	Stinkweed
Cowslip	Milkweed	Sumac
Creeping Charlie	Mistletoe	Sweetpea
Crocus (except sprina bloomina)	Moonseed	Toadstools
	Monkshood	Tobacco
	Morning Glory	Trumpet Plant
	Mountain Laurel	Tulip
	Mushrooms	Victoria Regia
	Nightshade (all varieties)	Vinca (all varieties)





Be Prepared

Not Scared